

# *3<sup>rd</sup> Grade*

## *Blizzard Bag*

### *Day 1*

Eastern local is going to be participating in the Blizzard Bag program to help make-up school days when weather conditions call for a closure. Assignments should be completed and returned to school with-in two weeks of each school closure. Please see the next page for daily instructions.

Thank you,

*Mrs. Logan*

*Name of Student* \_\_\_\_\_

# *Directions for the Blizzard Bag*

## **Day: 1**

Spelling - Blends

Writing – Story Picture

Grammar –Correcting Sentence

Reading – Story Sequence

Math – 2 Digit Additions

Parent Signature Required

---

# Find the Blends

Circle the blends in the sentences below. Then follow the directions to color the picture on the page 62.


1. Color the tree trunk brown.



2. Color the leaves green.



3. Color the small flowers yellow.




4. Color the stems on the flowers green.



5. Color the clouds gray.



6. Color the sky and the drops of rain blue.




7. Color Bret Bear black.



8. Color Brad Bear brown.




9. Color the frog green.



# Find the Blends (cont.)

To complete this page, follow the directions found on page 61.

Write a sentence about this picture. Try to use some blend words.



Handwriting practice lines consisting of four sets of three horizontal lines (top, middle dashed, bottom).

# Sentence Hunt!

Can you find the sentences on this page? Write a capital letter for the first word in every sentence you find. Remember that all sentences must end with an end mark: a period (.), question mark (?), or exclamation point (!).

1. is this your first sentence hunt?
2. bread, cheese, lettuce, and a tomato
3. i packed a sandwich for lunch.
4. a lion and a tiger
5. the animals smelled food.
6. do not eat me!
7. the sandwich in my backpack
8. i fed the wild animals.
9. no more lunch
10. now, I am hungry!

How many sentences did you find? \_\_\_\_\_

Choose one of the numbers that was not a sentence. Make it into a sentence. Don't forget a capital letter and an end mark!

---



---



---



---

# Trip to the Zoo

Read each story and then answer the questions.

Miles and Robin wanted to go to the zoo. Their mother said they could go after they finished their chores. First, they cleaned their rooms. Next they mopped the kitchen floor. After that, they washed the family's car. Finally, they got ready to go to the zoo.

1. What did Miles and Robin do first? \_\_\_\_\_

\_\_\_\_\_

2. What did the boys do after they mopped the floor? \_\_\_\_\_

\_\_\_\_\_

Miles and Robin were on an imaginary safari. First, their mother gave them a map of the zoo. Then, the boys went to the shark pool. Next, they found the way to the tiger cage. After that, they visited the wolf den. Finally, they met their mother at the alligator exhibit. Miles and Robin had a busy afternoon!

1. Where did the boys go after they saw the tiger?


\_\_\_\_\_

2. What did the boys see last? \_\_\_\_\_

\_\_\_\_\_

3. What did the boys do last? \_\_\_\_\_

\_\_\_\_\_



# Add Them All Up!

To discover a secret message, find the sums. Then place each letter in the matching numbered space.

A.

$$\begin{array}{r} 21 \\ + 21 \\ \hline \end{array}$$

B.

$$\begin{array}{r} 23 \\ + 12 \\ \hline \end{array}$$

C.

$$\begin{array}{r} 51 \\ + 10 \\ \hline \end{array}$$

D.

$$\begin{array}{r} 15 \\ + 14 \\ \hline \end{array}$$

E.

$$\begin{array}{r} 10 \\ + 10 \\ \hline \end{array}$$

G.

$$\begin{array}{r} 26 \\ + 11 \\ \hline \end{array}$$

I.

$$\begin{array}{r} 31 \\ + 20 \\ \hline \end{array}$$

L.

$$\begin{array}{r} 42 \\ + 11 \\ \hline \end{array}$$

M.

$$\begin{array}{r} 51 \\ + 41 \\ \hline \end{array}$$

N.

$$\begin{array}{r} 53 \\ + 31 \\ \hline \end{array}$$

O.

$$\begin{array}{r} 24 \\ + 43 \\ \hline \end{array}$$

R.

$$\begin{array}{r} 21 \\ + 10 \\ \hline \end{array}$$

S.

$$\begin{array}{r} 33 \\ + 33 \\ \hline \end{array}$$

T.

$$\begin{array}{r} 13 \\ + 12 \\ \hline \end{array}$$

U.

$$\begin{array}{r} 24 \\ + 15 \\ \hline \end{array}$$

W.

$$\begin{array}{r} 34 \\ + 14 \\ \hline \end{array}$$

Y.

$$\begin{array}{r} 62 \\ + 10 \\ \hline \end{array}$$

61 67 84 37 31 42 25 39 53 42 25 51 67 84 66

72 67 39 42 31 20 42 29 29 51 84 37

25 48 67 29 51 37 51 25

84 39 92 35 20 31 66