

**Kindergarten**  
**Mrs. Chris Wilson**  
**Blizzard Bag**  
**Day #2**

## Blizzard Bag Day 2 Skill Review Sheet

Name \_\_\_\_\_

1. Have your child read the Sight Words below. Circle any missed words and go back over them 2 times. These words should be read quickly from memory and not sounded out.

green	one	like	I	me	orang e	you	two
what	how	said	six	find	seven	can	is
are	we	yello w	a	will	black	look	be
little	here	white	go	so	here	zero	to
with	that	come	ten	red	this	see	yes
purpl e	four	jump	up	now	three	five	and
brown	my	blue	no	pink	eight	the	for
nine	play						

2. Have your child sound out the following 3 letter short vowel words.

cat	dig	wet	cot	yet
bug	tug	hot	fat	jig

3. Have your child read the following numbers. Circle any missed numbers and go back over them again.

2	9	11	15	7	13	1	8	14	10
6	3	5	12	4					

3. Have your child read the following sentences 3 times each working on increasing fluency.

- I see ten cats play with two rats on a mat.
- The cat and the pig are little.
- I see you. Can you see me?
- That cat has black dots.
- This pig has a pink wig.

4. Have your child count to 100. If your child is unable to reach 100, go back to the transition they struggled on and practice it again.

5. Have your child fill out the following addition problems. The goal is for your child to be able to do these problems "fluently" and from memory, without counters or using their fingers.

$3 + 0 = \underline{\quad}$       $5 + 0 = \underline{\quad}$       $1 + 0 = \underline{\quad}$

$2 + 0 = \underline{\quad}$       $4 + 0 = \underline{\quad}$       $0 + 0 = \underline{\quad}$

$1 + 1 = \underline{\quad}$       $2 + 1 = \underline{\quad}$       $4 + 1 = \underline{\quad}$

$3 + 1 = \underline{\quad}$       $1 + 2 = \underline{\quad}$       $1 + 3 = \underline{\quad}$

$1 + 4 = \underline{\quad}$

6. Write numbers in order from 0-15.

_____	_____	_____	_____	_____	_____	_____
_____	_____	_____	_____	_____	_____	_____
_____	_____					

7. Write your first and last name on the line below.

---

---

Parent's Signature

Calamity Day Music Lesson 2  
Kindergarten and 1<sup>st</sup> Grade

Name \_\_\_\_\_

Class \_\_\_\_\_

If this Calamity Day is your MUSIC DAY, please complete the following assignment and turn it in to your music teacher by the next music class.

Read this Music Element Cheer. Look around your house – inside and outside for examples of the Music Elements.

**Music can be high**  
**Music can be low**  
**Music can be fast**  
**Music can be slow**  
**Music can be loud**  
**Music can be quiet**  
**Music is fun**  
**Why don't you try it?**

Write an example for each Element:

1. High \_\_\_\_\_

2. Low \_\_\_\_\_

3. Fast \_\_\_\_\_

4. Slow \_\_\_\_\_

5. Loud \_\_\_\_\_

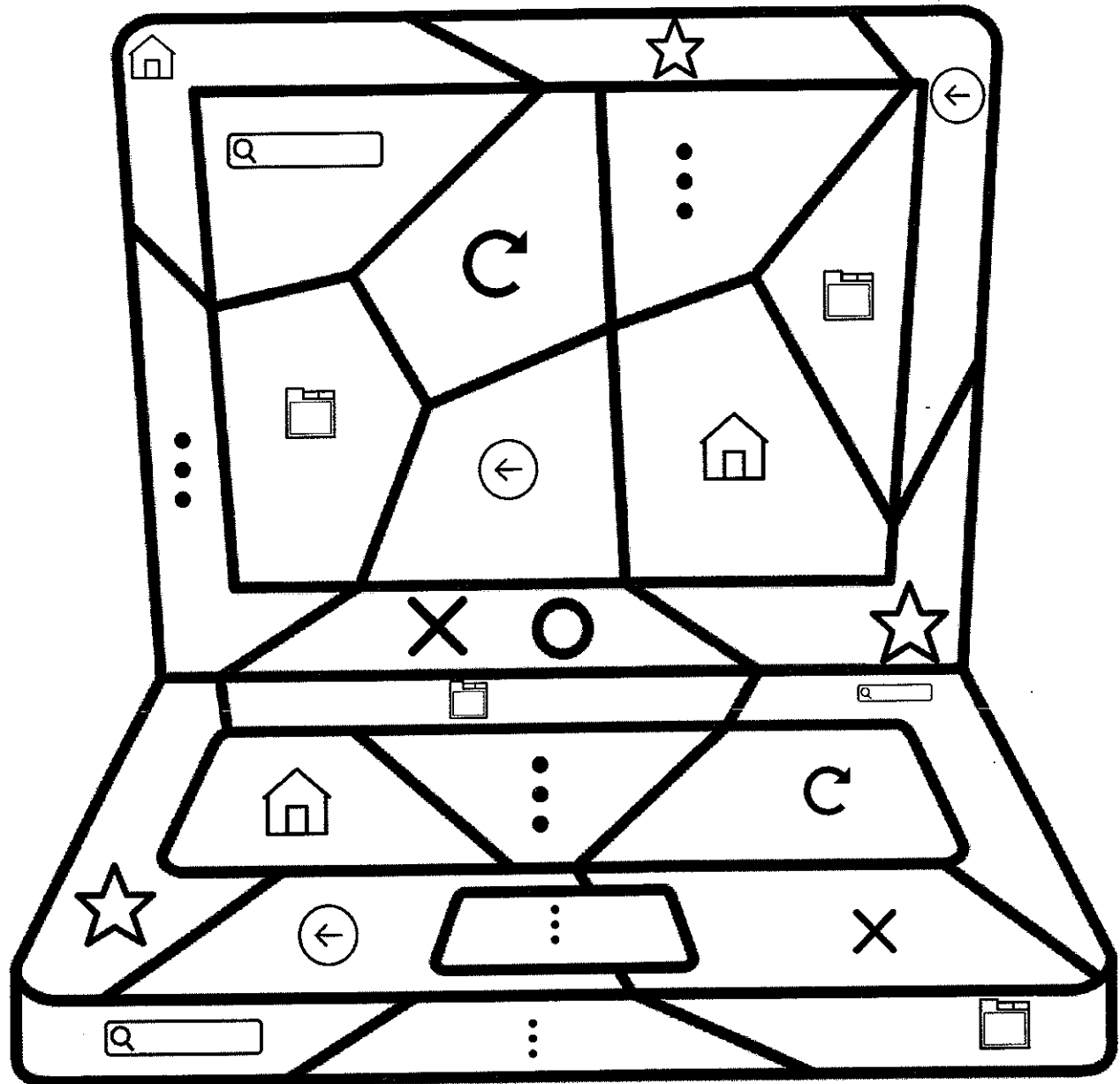
6. Quiet \_\_\_\_\_











Name: \_\_\_\_\_

Date: \_\_\_\_\_

# Technology **Color By Browser Icon**



RED	 Home	GREEN	 Refresh	PURPLE	 Close
ORANGE	 Favorites	LIGHT BLUE	 Tabs	PINK	 Back
YELLOW	 Search	DARK BLUE	 Menu		

Blizzard Bag #2 Physical Education Grades K-2 Name\_\_\_\_\_

Assignment:

Draw a picture of your favorite activity that you participated in during the last month at school, at home, on the playground or somewhere in the community. You can use this paper to draw on or use your own paper.