



1st Grade

Blizzard Bag
Day 2

Eastern Local is going to be participating in the Blizzard Bag program to help make-up school days when weather conditions called for a closure. Assignments should be completed and returned to school within 2 weeks. Please see the next page for more directions. Thank you!

Name

Directions for Blizzard Bag

Parents please sign below to show that your child completed the work.

- Day 2:
- Reading: Read "The Bear and His Bed" and answer questions.
 - Spelling: Write spelling words one time each.
 - Grammar: Do worksheet on action words.
 - Math: Do worksheet on skip-counting.
 - Soc. St.: Do worksheet on land/water.

Parent Signature: _____

Name _____

bear
bed
sleep



The Bear and His Bed


A big, brown bear had a big bed. He liked to sleep in his big bed. One night he got into his bed. He could not sleep.

The bear sat up. There was something in his bed.

"What is in this bed?" asked the bear.

The bear got up. He looked in his bed. He found something.

The bear said, "I can eat this. Then I can get into bed and go to sleep," and he did.



QUESTIONS:

1. What is the name of this story?

2. What did the bear like to do?

3. When did the bear get into his bed? _____

4. Where did he look for something? _____

5. What was in his bed? a baby? a ball? an apple?

SCANNING:

1. bear _____

2. bed _____

3. sleep _____


Spelling

Action Words

An action word tells what happens.


▶ Look at each picture. Read the words. Write the action word.

1



I can see.

2




The cat sits.

3




Mom mops.

4



We run fast.


5



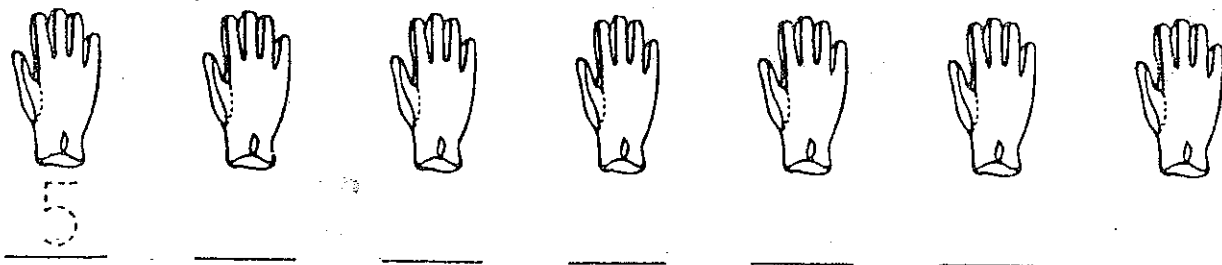
It hops a lot.

Skip-Counting

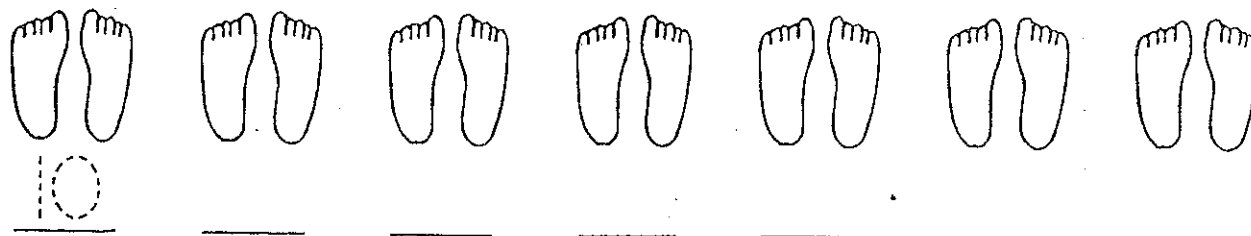
A. Count by twos. Write the numbers.




B. Count by fives. Write the numbers.



C. Count by tens. Write the numbers.




D. Count by tens. Connect the dots from 10 to 100.




Kinds of land and water

Different kinds of land and water are found on Earth.


A **hill** is where the land gets higher.




A **plain** is flat land.



A **lake** has land all around it.



A **river** is water that flows through the land.



A **cliff** is very steep land.

Answer these questions.

1. What kind of land is flat? A _____ is flat land.
2. Where does the land get higher? A _____ is where the land gets higher.
3. What kind of water has land all around it?
A _____ has land all around it.
4. What kind of water flows through land?
A _____ flows through land.
5. What kind of land is steep? A _____ is steep land.

Calamity Day Music Lesson 2
Kindergarten and 1st Grade

Name _____

Class _____

If this Calamity Day is your MUSIC DAY, please complete the following assignment and turn it in to your music teacher by the next music class.

Read this Music Element Cheer. Look around your house – inside and outside for examples of the Music Elements.

Music can be high
Music can be low
Music can be fast
Music can be slow
Music can be loud
Music can be quiet
Music is fun
Why don't you try it?

Write an example for each Element:

1. High _____

2. Low _____

3. Fast _____

4. Slow _____

5. Loud _____

6. Quiet _____



© Can Stock Photo - csp4265734

Blizzard Bag #2 Physical Education Grades K-2 Name _____


Assignment:

Draw a picture of your favorite activity that you participated in during the last month at school, at home, on the playground or somewhere in the community. You can use this paper to draw on or use your own paper.

Name:

Date:

Computer Keyboard



1. Color the space bar blue.
2. Color the right arrow red.
3. Color the up arrow yellow.
4. Color the down arrow green.
5. Color the left arrow brown.
6. Color the Enter key purple.
7. Color the Shift keys orange.
8. Color the backspace pink.

Circle

the letters of your first name in brown.