

2nd Grade
Blizzard Bag
Day #1

READ THE PASSAGE

Think about what you would do if you were Rosa.

Rosa to the Rescue

One Saturday morning, Rosa opened the door. On the ground in front of her was a tiny baby bird.

Rosa bent down to look at it. The bird did not move. Then its beak opened.

"Mom! Dad!" Rosa called.

Her parents came to the door. The baby bird was standing now.

"It must have fallen from its nest," Rosa's father said. "I'll call the wildlife center. They will tell us what to do. You and Mom should just watch the little guy."

"We did the right thing," said Dad when he returned. "It's good that we didn't take the bird into the house. We would have kept its parents from caring for it. Most likely, the parent birds are nearby. They are waiting for us to leave."

Rosa, Mom, and Dad went into the house and peeked out the window. "Look! I bet that's the mother bird," whispered Rosa. A large bird was poking gently at the baby. A moment later, both birds flew up to a low tree branch.

"Yippeee!" cried Rosa.

STRATEGY PRACTICE

Complete the sentence.

A time when I took care of a bird or other animal was _____.

SKILL PRACTICE

Read the question. Fill in the bubble next to the correct answer.

- Who is the passage about?
 - Ⓐ a family with a pet bird
 - Ⓑ a family who cares about animals
 - Ⓒ a father who makes a phone call
 - Ⓓ a mother who looks out the window
- How does Rosa know the bird is alive?
 - Ⓐ It opens its eyes.
 - Ⓑ It moves its head.
 - Ⓒ It moves its wing.
 - Ⓓ It opens its mouth.
- At the end of the passage, Rosa is _____.
 - Ⓐ sad
 - Ⓑ quiet
 - Ⓒ worried
 - Ⓓ happy
- Where does the passage take place?
 - Ⓐ in a park
 - Ⓑ in an office
 - Ⓒ at Rosa's home
 - Ⓓ at Rosa's school

Name _____ Date _____

Write your spelling words three times each:

- 1. _____
- 2. _____
- 3. _____
- 4. _____
- 5. _____
- 6. _____
- 7. _____
- 8. _____
- 9. _____
- 10. _____

Name _____



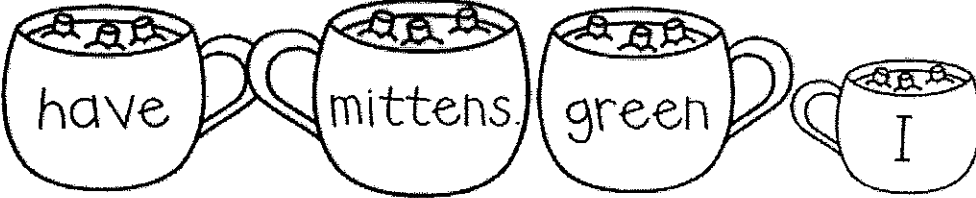
© Annie Moffatt © The Moffatt Girls 2013

Mixed up Cocoa



Directions: Read the words on the cocoa cups. Put them in order to make a sentence. Write the sentence.

Bonus: Color the cocoa cups with nouns blue, verbs green and adjectives red.



Name _____

Addition and Subtraction Facts: 0 to 18

Add or subtract to solve the problems. Then, use the key to color the picture.

Key

14 = green

9 = orange

7 = pink

8 = light blue

13 = yellow

A. $14 - 7$

B. $16 - 9$

C. $9 - 2$

D. $7 - 0$

E. $15 - 8$

F. $10 - 2$

G. $9 - 1$

H. $13 - 5 = \underline{\quad}$

I. $4 + 3$

J. $2 + 7$

K. $7 + 7$

L. $8 + 5$

M. $10 + 4$

N. $17 - 8$

O. $1 + 6$

P. $7 + 2$

Q. $16 - 8$

R. $12 - 4$

S. $8 + 6$

T. $9 + 4 = \underline{\quad}$

U. $5 + 9$

V. $5 + 4$

W. $14 - 6$

X. $15 - 6$

Y. $8 + 5$

Z. $6 + 3$

AA. $11 + 3$

BB. $6 + 8$

CC. $7 + 2$

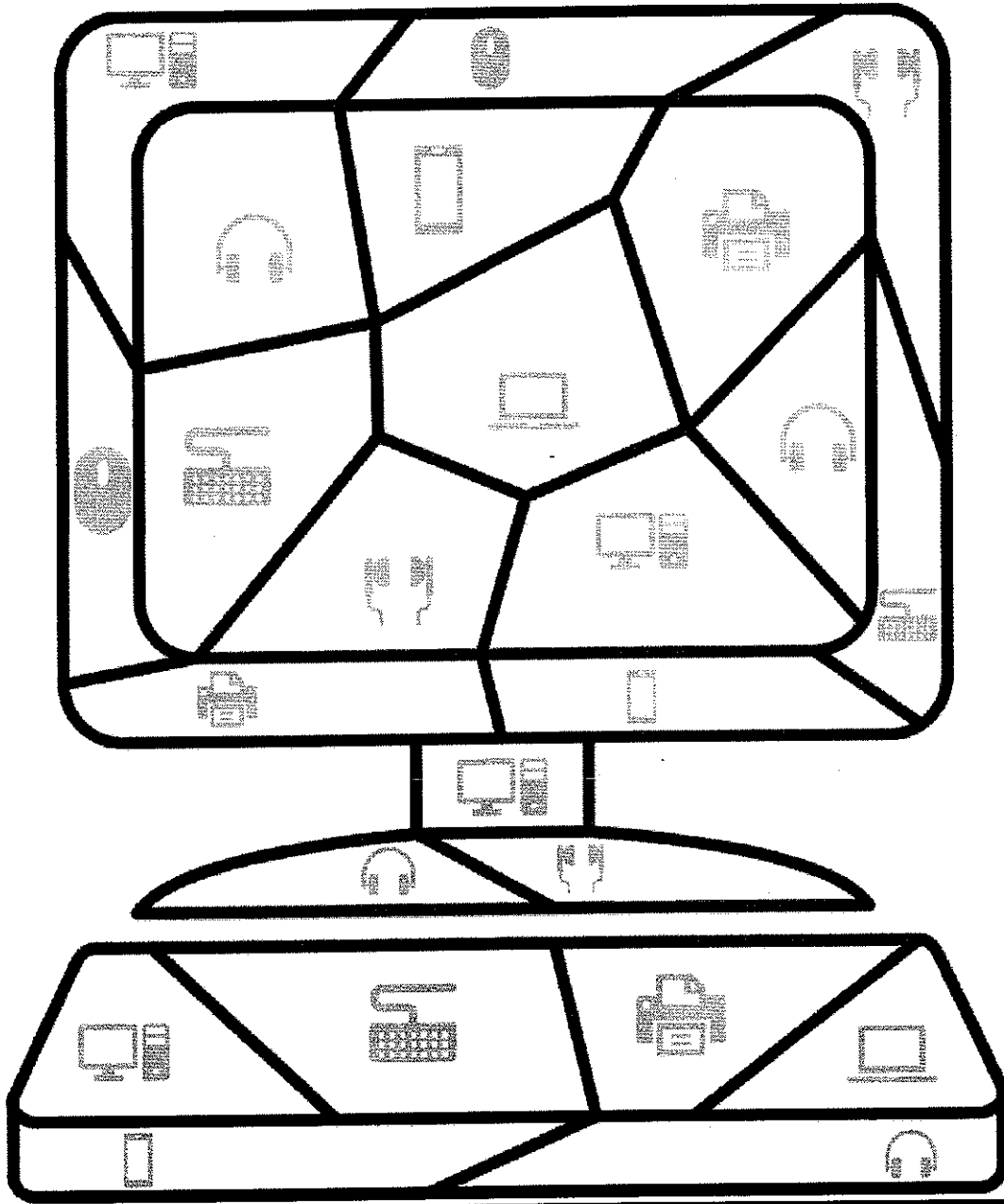
DD. $7 + 1$









EE. $18 - 9$

Name: _____

Date: _____

Technology **Color By Part**



RED		GREEN		PURPLE	
ORANGE		LIGHT BLUE		PINK	
YELLOW		DARK BLUE			

Blizzard Bag #1 Physical Education Grades K-2 Name: _____

**** Put on some of your favorite music to pump you up!!!

Warm-up: Jog in place for 30 seconds, then rest for 30 seconds. Repeat this 4 times.
(work on lifting knees and maintaining good tall posture)
Do 5 push-ups then roll over and do 5 sit-ups immediately, then stand up
And do 10 jumping jacks. Rest briefly, then repeat 2 more times.

Form Run Workout: Pick a hallway or open space. 10 yards long or so.
Do these activities: 1) Jog 2) Gallop 3) Skip 4) Frog Jumps 5) Side Shuffle or
Defensive Slides 6) Carioca 7) Backward Run

Wall Sit: Pick a wall and try to form a human chair with a flat back and square angle leg position. Put a book on your lap and try to keep it flat for as long as your can hold it up. Watch the clock to see how long you can hold it!

Pulse Checks


Put your first two fingers together at the spot on your neck directly below your jaw to get the feel of your pulse. Have someone time 6 seconds as you count the number of beats you feel. Multiply by 10 to check your heart rate. This will tell you how many times your heart beats in a minute.

Try to do something active inside or out to make good use of your day off.

Parent Signature needed for credit!

Signature _____

Date _____



Name _____ Class _____

ACTIVITY MASTER 15

Calamity Day Music Lesson 1
2nd Grade

Sound Score

If this Calamity Day is your music day please complete the following assignment and turn in to your music teacher by the next music class.

Pat, click your tongue, stamp and clap 4 times each. Keep a steady beat. (Do not get faster or slower.) Then cut out the squares and put them in any new order. Play your new piece. When you like the way it sounds glue them onto a piece of paper with 4 sounds in every row.

