

2nd Grade
Blizzard Bag
Day #2



STOP and the Smell Spelling

Write It

Write the word three times.

Draw It

Draw a picture of the word.

Use It

Write a sentence that uses the word.

Write the word three times.

Draw a picture of the word.

Write a sentence that uses the word.

Write the word three times.

Draw a picture of the word.

Write a sentence that uses the word.

Write the word three times.


Draw a picture of the word.

Write a sentence that uses the word.

Write the word three times.

Draw a picture of the word.

Write a sentence that uses the word.



READ THE PASSAGE

Think about how you would feel if it snowed.

“Wake up, everyone! It snowed last night,” Niko called. A smile spread across his face. Niko opened the front door. Icy air rushed into the warm room. The world outside was white and soft. The car in the driveway looked like a great big pillow. The pine trees were wearing big white snow hats. Everything sparkled.

Niko was putting on his jacket and boots when his brother ran in.

“Hooray for snow!” he yelled. “Where are my gloves?”

“Come back soon for breakfast,” the boys’ mother said.

There were pancakes on the table when the boys came back into the house. They dropped their jackets by the door and sat down at the table.

“Thanks, Mom!” Niko said. “We found a new place to sled.”

“We are going to make a snowman!” Niko’s brother said. The boys’ mother laughed and said, “There’s nothing like snow.”

STRATEGY PRACTICE

Complete the sentence.

A time when I felt excited like Niko was _____

SKILL PRACTICE

Read the question. Fill in the bubble next to the correct answer.

1. What is the best title for the passage?

- Ⓐ “Trees with Hats”
- Ⓑ “The Big Breakfast”
- Ⓒ “The Lost Gloves”
- Ⓓ “Hooray for Snow!”

2. Which one is true about Niko?

- Ⓐ He is older than his brother.
- Ⓑ He wants a new sled.
- Ⓒ He likes snow.
- Ⓓ He fights with his brother.

3. Where does the passage take place?

- Ⓐ at Niko’s school
- Ⓑ where Niko lives
- Ⓒ at Niko’s friend’s house
- Ⓓ where Niko plays soccer

4. Which of these is make-believe?

- Ⓐ trees wearing hats
- Ⓑ boys wearing boots
- Ⓒ mothers making pancakes
- Ⓓ children making snowmen

Name _____

Unit One, Week Five

Grammar Test

Combine the two sentences to make one sentence.

1. Grace went home. Grace did her homework.

2. Aiden played football. Carter played football.

Add details to the subject to expand the sentence.

3. A dog chased after the ball.

Add details to the predicate to expand the sentence.

4. The boys played.

Add details to the subject and predicate to expand the sentence.

5. The children ran.

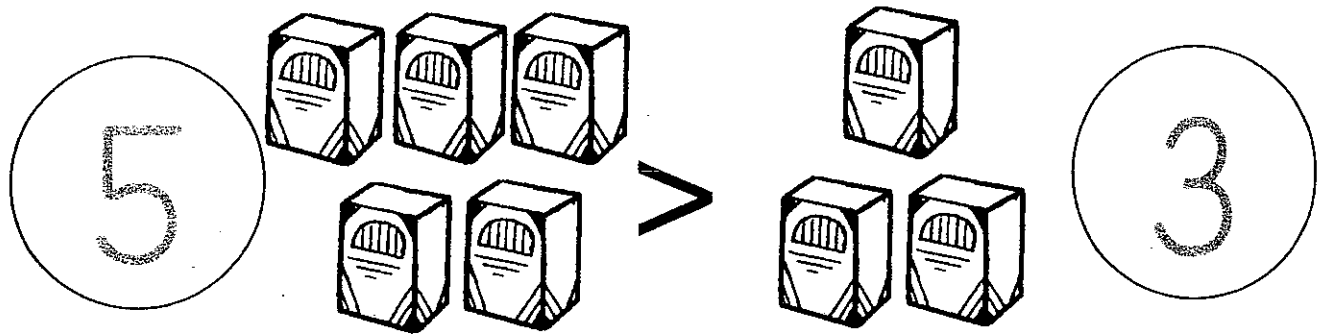


Greater Than, Less Than

Write the correct less than or greater than symbol between the two numbers.

< is the symbol for less than

> is the symbol for greater than



1. 10 ○ 8

2. 2 ○ 0

3. 35 ○ 14

4. 64 ○ 51

5. 9 ○ 11

6. 79 ○ 97

7. 5 ○ 6

8. 21 ○ 24

9. 100 ○ 12

10. 25 ○ 17

11. 30 ○ 34

12. 80 ○ 75



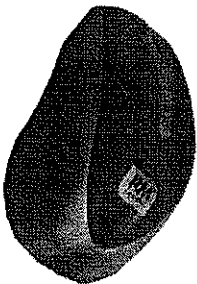


13. 15 ○ 10

14. 62 ○ 70

15. 14 ○ 10

I Can Explain the Computer Parts

Use arrows to match up the sentence to the computer part



Holds the insides
of the computer


Used to type
text

Displays text and
pictures


Selects text and
pictures

Produces text and
pictures on paper


I Can Label the Computer Parts






Screen




Printer





Tower Case



Mouse



Mouse

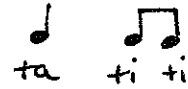


Name _____ Class _____


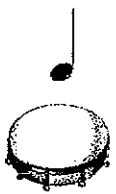

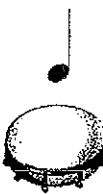
Calamity Day Music Lesson 2
2nd Grade

If this Calamity Day is your music day please complete the following assignment and turn in to your music teacher by the next music class.

Read the rhythm patterns in each line, using rhythm syllables.



Tap the steady beat on the drum as you **read**.

1.    

2.    

3.    

4.    

ASSESSMENT





Name _____ Class _____

Calamity Day Music Lesson 2

2nd Grade

(CONTINUED)

Now write your own song. Write either a  or a  above each drum.

1.    

2.    

3.    

4.    

ASSESSMENT



Blizzard Bag #2 Physical Education Grades K-2 Name _____

Assignment:

Draw a picture of your favorite activity that you participated in during the last month at school, at home, on the playground or somewhere in the community. You can use this paper to draw on or use your own paper.